

Stock repurchase Program

Dortmund, August 22, 2012: By resolution of May 17, 2011, the General Meeting of ELMOS Semiconductor AG, Dortmund, authorized the Management Board, subject to the Supervisory Board's consent, to acquire the company's shares in a volume of up to 10% of the share capital until May 16, 2016. Today, the Management Board decided, with the Supervisory Board's consent, to make use of this authorization. The share buyback will probably begin on August 28, 2012. The purchase price for the acquisition of the company's shares may altogether not exceed 3,600,000 Euro (excluding transaction costs). However, up to 400,000 shares (ISIN DE0005677108) maximum are intended to be bought back. This volume equals 2.05% of the company's current share capital. At present, the company holds treasury shares in a volume of 0.41% of the share capital. The buyback is scheduled to be completed by March 31, 2013.

The shares to be acquired may be used for any of the purposes stated in the authorization given by the General Meeting of May 17, 2011.

In analogous application of the provisions of Commission Regulation (EC) No. 2273/2003 of December 22, 2003, the acquisition of the shares on the stock market will be made by involving a credit institution which will make its decision on the time of the acquisition of the company's shares independently of and without influence by ELMOS Semiconductor AG. The purchase price per share (excluding transaction costs) may neither exceed the opening price on Xetra at the Frankfurt/Main Stock Exchange on the acquisition date by more than 10% nor undercut it by more than 20%.

The Management Board may suspend the share buyback program and resume it at any time in compliance with the insider trading rules of the German Securities Trading Act.

The share buyback ended as planned on March 31, 2013. In total 348,783 shares were bought back for an average purchase price of 7.57 Euro. This equals a total purchase price of 2,641,214 Euro.

Date	Shares repurchased (number)	Average purchase price (Euro)	Total purchase price (Euro)
August 28, 2012	1,400	7.14	9,993
August 29, 2012	800	7.15	5,719
August 30, 2012	1,200	7.12	8,547
August 31, 2012	2,580	7.14	18,446
Sept. 03, 2012	2,000	7.08	14,151
Sept. 04, 2012	4,331	7.01	30,353
Sept. 05, 2012	2,500	6.90	17,241
Sept. 06, 2012	1,865	7.11	13,256
Sept. 07, 2012	3,000	7.14	21,409
Sept. 10, 2012	2,500	7.12	17,807
Sept. 11, 2012	3,000	7.20	21,606
Sept. 12, 2012	2,400	7.42	17,796
Sept. 13, 2012	2,000	7.43	14,860
Sept. 14, 2012	2,000	7.48	14,964
Sept. 17, 2012	3,265	7.62	24,885
Sept. 18, 2012	2,000	7.55	15,100
Sept. 19, 2012	2,559	7.29	18,658
Sept. 20, 2012	1,500	7.30	10,947
Sept. 21, 2012	1,000	7.32	7,316
Sept. 24, 2012	3,500	7.24	25,331
Sept. 25, 2012	3,000	7.19	21,576
Sept. 26, 2012	3,000	7.11	21,340
Sept. 27, 2012	2,700	7.24	19,536
Sept. 28, 2012	2,000	7.35	14,700
Oct. 2, 2012	1,000	7.27	7,270
Oct. 3, 2012	1,000	7.23	7,226
Oct. 4, 2012	1,000	7.25	7,254
Oct 5, 2012	475	7.27	3,452
Oct 8, 2012	2,000	7.27	14,544
Oct 9, 2012	2,000	7.26	14,526
Oct 10, 2012	2,000	7.23	14,450
Oct 11, 2012	2,000	7.25	14,509
Oct 12, 2012	2,000	7.23	14,524
Oct 15, 2012	2,000	7.23	14,462
Oct 16, 2012	2,000	7.13	14,263

News

Industrial and building automation in focus

Elmos: Positive sales performance over the course of the year 2013

Special

To the webcast of the AGM

Press comments

Google News





Finanznachrichten.de

Financial report

to the current financial report

Contact

to the contactform

-  Follow us at twitter
-  Watch us on YouTube
-  Visit us at Xing
-  Visit us at SlideShare

Date	Shares repurchased (number)	Average purchase price (Euro)	Total purchase price (Euro)
Oct 17, 2012	2,000	7.09	14,173
Oct 18, 2012	2,000	7.00	14,000
Oct 19, 2012	2,000	7.00	14,003
Oct 22, 2012	2,000	6.82	13,640
Oct 23, 2012	2,000	6,57	13,131
Oct 24, 2012	2,000	6.64	13,277
Oct 25, 2012	1,781	6.78	12,077
Oct 26, 2012	2,000	6.74	13,481
Oct 29, 2012	2,000	6.69	13,380
Oct 30, 2012	571	6.71	3,830
Oct 31, 2012	3,000	6.83	20,502
Nov 1, 2012	1,000	6.68	6,681
Nov 2, 2012	2,000	6.91	13,820
Nov 5, 2012	2,854	6.86	19,578
Nov 6, 2012	1,935	6.80	13,162
Nov 7, 2012	4,112	6.96	28,621
Nov 8, 2012	1,500	6.66	9,992
Nov 9, 2012	2,000	6.62	13,245
Nov 12, 2012	3,000	6.59	19,769
Nov 13, 2012	2,976	6.56	19,534
Nov 14, 2012	0	0	0
Nov 15, 2012	2,382	6.35	15,121
Nov 16, 2012	3,000	6.16	18,487
Nov 19, 2012	1,706	6.25	10,660
Nov 20, 2012	1,062	6.39	6,789
Nov 21, 2012	2,000	6.36	12,721
Nov 22, 2012	2,000	6.35	12,694
Nov 23, 2012	2,000	6.64	13,283
Nov 26, 2012	2,000	6.47	12,931
Nov 27, 2012	2,000	6.42	12,850
Nov 28, 2012	1,000	6.30	6,301
Nov 29, 2012	200	6.40	1,280
Nov 30, 2012	2,000	6.45	12,906
Dec 3, 2012	300	6.73	2,019
Dec 4, 2012	0	0	0
Dec 5, 2012	1,807	6.73	12,153
Dec 6, 2012	2,000	6.85	13,697
Dec 7, 2012	2,000	6.87	13,733
Dec 10, 2012	2,000	6.83	13,657
Dec 11, 2012	2,000	6.93	13,870
Dec 12, 2012	2,000	7.10	14,193
Dec 13, 2012	2,000	7.06	14,119
Dec 14, 2012	2,000	6.95	13,901
Dec 17, 2012	2,000	7.07	14,146
Dec 18, 2012	2,000	6.99	13,970
Dec 19, 2012	1,500	6.81	10,210
Dec 20, 2012	300	6.75	2,025
Dec 21, 2012	700	6.77	4,741
Dec 27, 2012	341	6.75	2,302
Dec 28, 2012	0	0	0
Jan 2, 2013	500	7.20	3,600
Jan 3, 2013	200	7.20	1,440
Jan 4, 2013	296	7.19	2,129
Jan 7, 2013	300	7.40	2,221
Jan 8, 2013	525	7.50	3,938
Jan 9, 2013	500	7.53	3,765
Jan 10, 2013	700	7.45	5,212
Jan 11, 2013	500	7.45	3,727
Jan 14, 2013	0	0	0
Jan 15, 2013	4,075	7.51	30,593
Jan 16, 2013	1,502	7.43	11,164
Jan 17, 2013	3,813	7.59	28,935
Jan 18, 2013	3,803	7.79	29,630
Jan 21, 2013	3,773	7.84	29,577

Date	Shares repurchased (number)	Average purchase price (Euro)	Total purchase price (Euro)
Jan 22, 2013	3,778	7.70	29,079
Jan 23, 2013	3,811	7.68	29,283
Jan 24, 2013	3,387	7.60	25,752
Jan 25, 2013	1,774	7.63	13,538
Jan 28, 2013	3,739	7.80	29,156
Jan 29, 2013	3,698	7.72	28,536
Jan 30, 2013	3,855	7.61	29,337
Jan 31, 2013	2,866	7.36	21,104
Feb 1, 2013	4,128	7.57	31,231
Feb 4, 2013	4,000	7.61	30,428
Feb 5, 2013	987	7.50	7,406
Feb 6, 2013	1,040	7.64	7,943
Feb 7, 2013	3,025	7.63	23,094
Feb 8, 2013	2,950	7.64	22,539
Feb 11, 2013	2,808	7.55	21,189
Feb 12, 2013	3,027	7.57	22,912
Feb 13, 2013	2,811	7.83	21,998
Feb 14, 2013	3,062	7.93	24,272
Feb 15, 2013	2,926	7.90	23,112
Feb 18, 2013	2,500	7.89	19,734
Feb 19, 2013	2,500	7.88	19,709
Feb 20, 2013	2,820	7.91	22,300
Feb 21, 2013	2,500	8.08	20,206
Feb 22, 2013	3,600	8.20	29,515
Feb 25, 2013	3,074	8.10	24,909
Feb 26, 2013	3,000	8.05	24,150
Feb 27, 2013	3,000	7.97	23,895
Feb 28, 2013	3,500	8.05	28,161
Mar 1, 2013	3,650	8.04	29,329
Mar 4, 2013	3,636	7.93	28,820
Mar 5, 2013	3,630	7.96	28,903
Mar 6, 2013	3,718	8.08	30,053
Mar 7, 2013	4,000	8.42	33,686
Mar 8, 2013	4,000	8.44	33,773
Mar 11, 2013	3,000	8.48	25,448
Mar 12, 2013	4,252	8.47	36,035
Mar 13, 2013	4,091	8.52	34,849
Mar 14, 2013	4,047	8.58	34,733
Mar 15, 2013	4,104	8.79	36,083
Mar 18, 2013	4,225	8.70	36,765
Mar 19, 2013	4,450	8.52	37,918
Mar 20, 2013	4,800	8.92	42,816
Mar 21, 2013	4,540	8.88	40,306
Mar 22, 2013	4,500	8.77	39,444
Mar 25, 2013	4,885	8.82	43,087
Mar 26, 2013	4,000	8.70	34,811
Mar 27, 2013	5,000	8.78	43,909
Mar 28, 2013	5,000	8.67	43,352
Total	348,783	7.57	2,641,214

[To the archive of stock repurchase programs](#)